


R U S T I Q U E

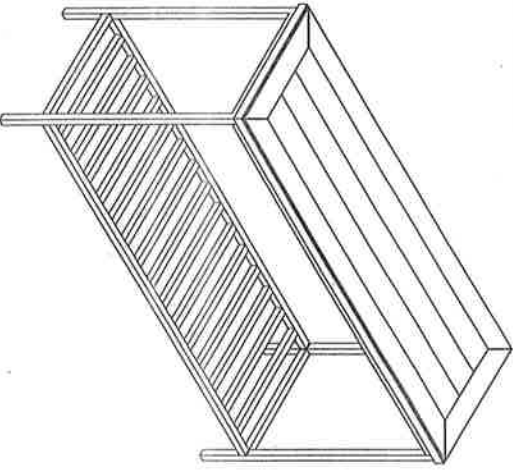
ASSEMBLY INSTRUCTION: MODE D'EMPLOI: INSTRUCCIONES DE ENSAMBLE

RSTQ-160622CON/RSTQ-160622E

RSTQ-160622CON

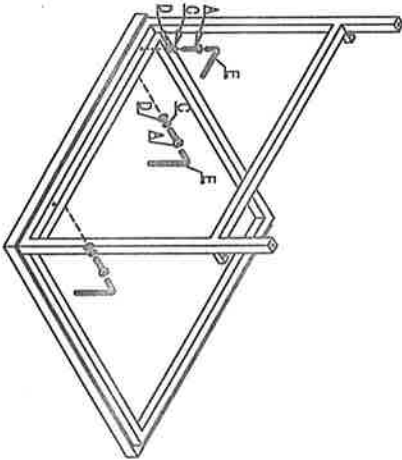


RSTQ-160622E

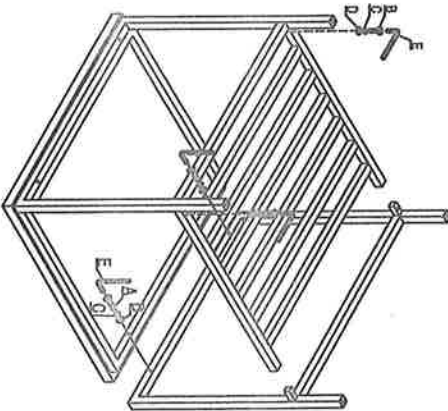


⚠ NOTE: DO NOT TIGHTEN ANY BOLTS UNTIL ALL BOLTS HAVE BEEN STARTED!

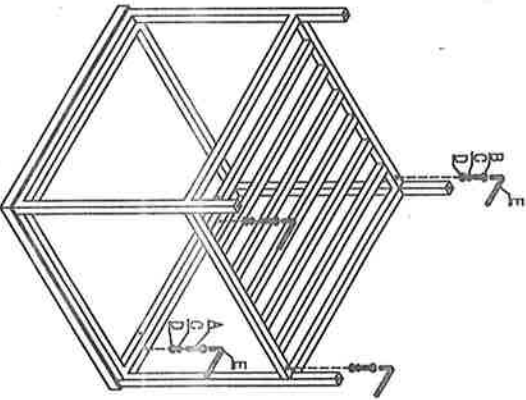
STEP: 1



STEP: 2



STEP: 3



NO	Shape	Specification	Quantity
A		Ø1/4" * 1-1/4"	8pcs
B		Ø1/4" * 5/8"	4pcs
C		Ø1/4"	12pcs
D		Ø1/4" * 15mm	12pcs
E		M4	1pc