





ASSEMBLY INSTRUCTION RSTQ 5004E-END TABLE

A-1PC TOP	B-1PC BASE	C-1PC BASE	D-2PCS SCREW M8X10mm
			
E-3PCS SCREW M6X35mm	F-1PC ALLEN KEY	G-3PCS PAD	
